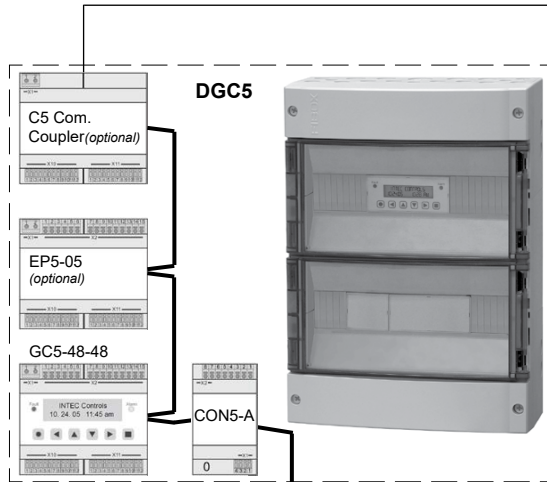
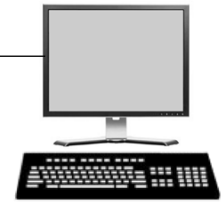



PolyGard DGC5 Multi-Point RS-485 Digital Gas Detection and Control System

Upwards Communication, BACnet or Modbus




- DGC5 Central Control Unit**
- GC5-48-48 Control Module
 - Controller
 - User Interface: LCD, LED, Touch Buttons
 - (4) Digital Inputs
 - (5) SPDT Relay Outputs
 - (2) 4-20 mA Outputs
 - EP5-05 Relay/AO Module "Optional"
 - (5) SPDT Relay Outputs
 - (2) 4-20 mA Outputs
 - CON5-A RS-485 Serial Port/Trunk Module
 - Trunk/Bus Protector
 - 24 VDC Power Supply
 - C5 Communication Coupler(s) "Optional"
 - BACnet Interface
 - Integrated Modbus Interface "Optional" at Controller module

"Multi CON5-A RS-485 Serial Port/Trunk Connection, Optional"

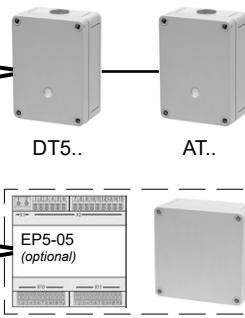


Max. (98) RS-485 Digital DT5 Transmitters or combination of (48) RS-485 Digital DT5 Transmitters and (48) 4-20 mA Analog AT Transmitters (one "AT" connected via one "DT")

- REL5-2R-1A Remote Relay/AO Unit**
- (2) SPDT Relay Outputs, 0.5 A
 - (1) 4-20 mA Output




- REL5-5R-2A-120 Remote Relay/AO Unit**
- (5) SPDT Relay Outputs, 8 A
 - (2) 4-20 mA Outputs
 - Transformer 120/208/240, 24 VAC



"Max. (5) EP5-05 Relay/AO Modules, located in the Central Control Unit and/or remotely installed"

- RS-485 & 24 VDC Power Trunk/Bus**
- Single 4-conductor multi-drop configuration
 - 18 AWG wire size, shielded twisted pair
 - Various lengths up to 2900 ft (900 m) depends on transmitter quantities and/or types
 - No ground connection required for shielded cable, controller enclosure or remote transmitters



- REP5-PS24 Repeater Module**
- Required for:
- Trunk length over 2,900 ft. (900 m)
 - More than (20) bus subscribers/nodes
 - 24 VDC power boosting
- "Requires an external 24 VAC power supply"



Digital Service via Laptop

