


## MR-100, 200 SERIES MULTI-VOLTAGE CONTROL RELAYS

### PRODUCT DESCRIPTION

The MR Series Multivoltage Control Relays offer SPDT or DPDT 10 Amp resistive contacts which may be operated by one of four input control voltages. A single relay may be energized from a voltage source of 24VDC, 24VAC, 120VAC or 230VAC by wiring to appropriate input terminals.



Each relay position contains a red LED which indicates the relay coil is energized. Relays may be “snapped apart” from a standard 4 module assembly and used independently. These Devices are Ideal for applications where local contacts are required for system status, remote contacts for control of electrical loads and general purpose switching. They are suitable for use with HVAC, Temperature Control, Fire Alarm, Security, Energy Management and Lighting Control Systems.



### FEATURES

- ❖ Relays may be energized from a voltage source of 18 to 35VDC or VAC, 120VAC or 230VAC
- ❖ Each relay position contains a red LED, which illuminates when the coil is energized. This provides a time saving device when checking an installed system – no metering is required
- ❖ Single, dual or triple relay modules may be “snapped apart” from standard 4-position master
- ❖ DC control inputs are polarized
- ❖ For continuous duty use at 24VAC, 24VDC or 120VAC (NOTE: Not intended for continuous duty use @ 230VAC)
- ❖ Available in dust resistant enclosures with LED viewing port(s)
- ❖ /C versions mounted in enclosures
- ❖ /C/R versions with red covers for NYC and other uses
- ❖ /T versions come complete with track mounting hardware which facilitates installation in standard cabinets
- ❖ UL recognized relays rated at 10,000,000 mechanical operations
- ❖ UL listed as Control Unit Accessory

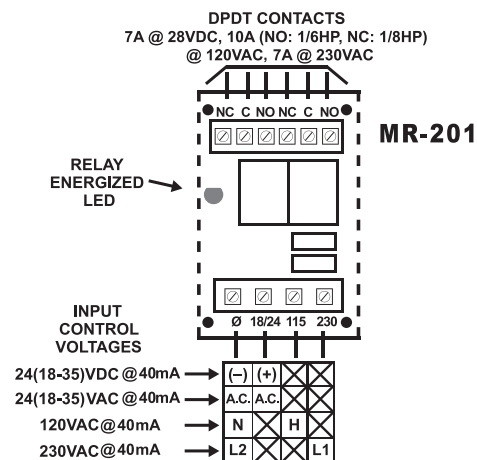
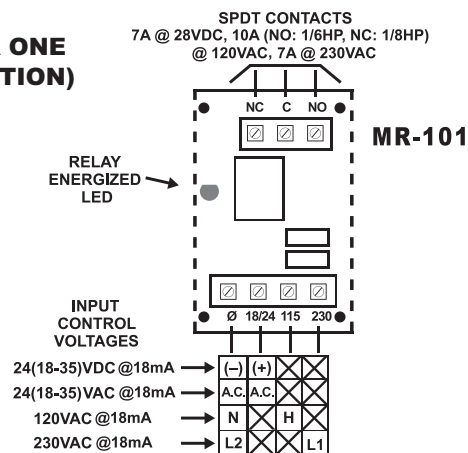


CSFM LISTED

MEA ACCEPTED



### WIRING (TYPICAL FOR ONE MODULE POSITION)



**PRODUCT SPECIFICATIONS**

| MODEL NUMBER: | MODULE POSITIONS | CONTACT CONFIGURATION PER POSITION | TRACK MOUNTED H X W X D                       | ENCLOSURE MOUNTED H X W X D                     | COVER MATERIAL              | UL* FILE S3403 | MEA FILE 73-92-E | CSFM FILE 7300-1004 |
|---------------|------------------|------------------------------------|---|---|-----------------------------|----------------|------------------|---------------------|
| MR-101/T      | 1                | SPDT                               | 3.25" (82mm)<br>2.125" (54mm)<br>1.50" (38mm) |   |                             | UOXX2          |                  | :106                |
| MR-101/C      | 1                | SPDT                               |   | 5.125" (130mm)<br>3.125" (79mm)<br>2.50" (63mm) | Grey<br>ABS-94VO<br>Plastic | UOXX<br>UOXX2  | Vol. 14          | :101                |
| MR-101/C/R    | 1                | SPDT                               |   |   | Red<br>ABS-94VO<br>Plastic  | UOXX7          | Vol. 22          |                     |
| MR-104/T      | 4                | SPDT                               | 3.25" (82mm)<br>8.50" (215mm)<br>1.50" (38mm) |   |                             | UOXX2          |                  | :106                |
| MR-104/C      | 4                | SPDT                               |   | 5.125" (130mm)<br>9.50" (241mm)<br>2.50" (63mm) | Plated<br>18ga<br>CRS       | UOXX<br>UOXX2  | Vol. 14          | :101                |
| MR-104/C/R    | 4                | SPDT                               |   |   | Red<br>18ga<br>CRS          | UOXX7          |                  |                     |
| MR-201/T      | 1                | DPDT                               | 3.25" (82mm)<br>2.125" (54mm)<br>1.50" (38mm) |   |                             | UOXX2          |                  | :106                |
| MR-201/C      | 1                | DPDT                               |   | 5.125" (130mm)<br>3.125" (79mm)<br>2.50" (63mm) | Grey<br>ABS-94VO<br>Plastic | UOXX<br>UOXX2  | Vol. 16          | :101                |
| MR-201/C/R    | 1                | DPDT                               |   |   | Red<br>ABS-94VO<br>Plastic  | UOXX7          | Vol. 22          |                     |
| MR-204/T      | 4                | DPDT                               | 3.25" (82mm)<br>8.5" (215mm)<br>1.50" (38mm)  |   |                             | UOXX2          |                  | :106                |
| MR-204/C      | 4                | DPDT                               |   | 5.125" (130mm)<br>9.50" (241mm)<br>2.50" (63mm) | Plated<br>18ga<br>CRS       | UOXX<br>UOXX2  | Vol. 16          | :101                |
| MR-204/C/R    | 4                | DPDT                               |   |   | Red<br>18ga<br>CRS          | UOXX7          |                  |                     |

COIL VOLTAGE: MR-100: 24(18-35)VDC, 24(18-35)VAC, 120VAC, 230VAC  
 MR-200: 24(18-35)VDC, 24VAC, 120VAC, 230VAC  
 (Pull in voltage: 75% of nominal max. @ 25°C; Drop out voltage: 25% of nominal min. @ 25°C)

POLARIZED: DC input only

ENERGIZED LED INDICATOR: One per module position

CURRENT REQUIREMENT: Per module position: MR-100 Series = 18mA / MR-200 Series = 40mA

CONTACT RATINGS: 7A @ 28VDC / 10A (NO:1/6HP, NC:1/8HP) @ 120VAC / 7A @ 230VAC

CONTACT CONSTRUCTION: Dry Form "C"

ENVIRONMENTAL: 32°F to 120°F (0°C to 49°C) @ 85% RH (@ 32°F), Non-condensing, Non-freezing

WIRING: Solid or stranded; #12 to #22 AWG terminals

/T VERSIONS: 3.5" wide, low profile plastic snap track provided with mounting screws

/C VERSIONS: Backbox: 18ga CRS, plated with 1/2" conduit knockouts top and bottom

\*UOXX=Control Unit Accessories, System; 2=Component; 7=Certified for Canada